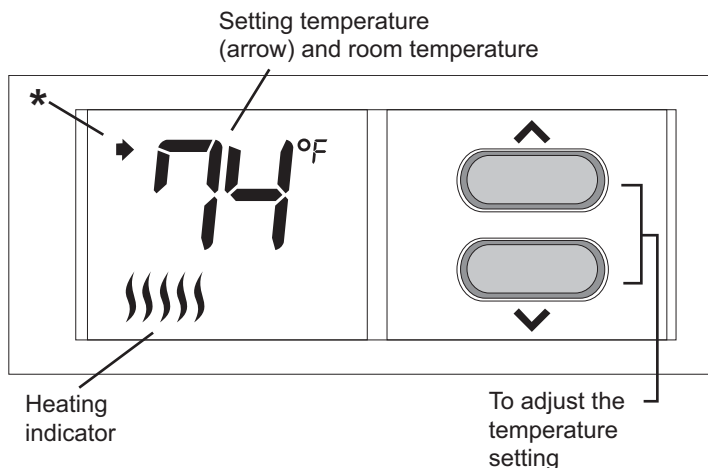





USER GUIDE

Built-in electronic thermostat for the "KCE Series"



- * When you push one of the temperature setting buttons, a little arrow appears on the left corner of the LCD. If no other button is pushed for the next 5 seconds, the arrow will disappear and the room temperature will reappear on the LCD. To increase the temperature, press the upper button (▲) and to decrease it press (▼) the lower button.

POWER-UP



Once power is initially sent to the unit, the LCD screen will display certain codes, and then the ambient temperature.

CHARACTERISTICS

The temperature controller using proportional regulation determines the power necessary for the electric heating system to precisely maintain the ambient temperature according to the set-point.

To visualize this process, the display shows, in real time, the percentage of power applied to the electric heating system.

100 % ██████
 80 % █████
 60 % ████
 40 % ███
 20 % ███



POWER FAILURE

During a power outage, the setpoint is permanently stored in the memory.

WARRANTY

See heater warranty.

PROBLEMS AND SOLUTIONS

PROBLEMS	CAUSES	SOLUTIONS
- No display	- Circuit breaker is opened. - Power failure.	- Check voltage at the unit.
- The thermostat is hot	- In normal use at full capacity, the housing temperature of the thermostat can reach 95 °F to 104 °F.	
- The displayed temperature is wrong	- A draft of air is near the thermostat, temperature sensor is located in the bottom grill.	- Eliminate the draft of air.
- Display LO	- Temperature sensor is damaged.	- Thermostat should be replaced by your installer.

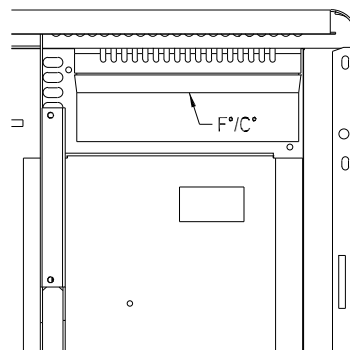


TURN OFF POWER OF THE HEATING SYSTEM AT THE MAIN POWER PANEL TO AVOID ELECTRIC SHOCK.

Selection the desired scale (Celsius or Fahrenheit scale)

- Switch off the power supply of the heater.
- Unscrew the 2 or 3 screws (as per the model) at the bottom of the front panel of the heater.
- Remove the front panel and the top grill.
- Unscrew the screws which maintain the junction box cover and remove it.
- The selector switch is located under the thermostat to set your preference in °C or °F.

=> Ask the installer to select the desired scale.



KING ELECTRICAL MFG. CO.

9131 10th Avenue South, Seattle, WA 98108

Telephone (206) 762-0400
 Fax (206) 763-7738
 E-mail info@king-electric.com
 Web Site www.king-electric.com