


VANDAL-RESISTANT HEATER

LPWV
SERIES

PIC-A-WATT® FAMILY

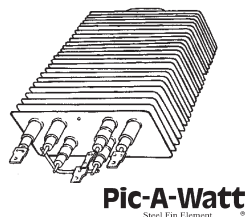


FEATURES:

- Pic-A-Watt® Element
- Cast Iron Motor
- Aluminum Fan, 5-Blades
- Moderate Sound
- Multiple wattage
- Selector switch – Fan / Heat / Off
- Plate Steel grille
- Safety light illuminates when thermal cutout trips, turning off when limit resets
- Safety limit turns off power to element if it overheats then automatically resets
- 20 gauge electrogalvanized steel recess can with 18 gauge reinforced mounting. Approved for direct contact with building insulation.

Options:

- 1-Pole tamperproof unit-mount thermostat, 40°-90°F (TP) operating range.
- Surface wall box
- Colors*: bronze or white (*approximate extra 2 week lead time)
- Circuit Breaker / Disconnect



ENGINEERING SPECIFICATIONS:

Contractor shall supply and install LPWV Vandal Resistant Series wall-mounted forced-air electric heater manufactured by King Electrical Mfg. Company, of the wattage and voltage as indicated on the plans.

Grille: Heavy 1/4" thick plate with 5/16" hole pattern grille provides high impact resistance to damage. Grille is attached with tamperproof #10 screws (hex socket/pinned). All controls are accessed through grille with slotted screwdriver. Standard color is white. Optional dark bronze available.

Elements: Element assemblies shall be non-glowing design. Element assemblies shall consist of steel sheathed heating tubes in a furnace-brazed, plate-finned, block design. Each sheathed tube shall contain coiled Ni-Chrome wire embedded in an insulator of Magnesium Oxide. The element assembly shall provide wattage configurations available for selection during field installation. The use of external resistors, diodes, or other weak links to obtain multiple wattages will not be accepted.

Optional Built-in Thermostat: Single Pole factory installed hydraulic capillary tube with precision control. Operating range 40°F to 90°F.

New Product!



MINIMUM SECURITY
AND
MAXIMUM SECURITY
LEVEL 3 AND 4

Dentention areas, public rest rooms, rest areas, any public areas needing vandal resistance are best heated with the LPWV Series. The heavy grille and 1/2" solid steel bar frame can withstand heavy impact and abuse.

Tamper-resistant screws prevent unauthorized disassembly of the grille. Controls are recessed out-of-reach of fiddling fingers. Moderate wattage and high airflow capacities replenish entryways and hallways to prevent drafts from entering the building's core.



Perfectly suited for LEVEL 3 and 4 areas where abuse can occur

Thermostat is tamperproof to prevent unauthorized adjustment.
Fan / Heat / Off Switch: Tamperproof 3-position switch provides heating and summer fan-only operation. The DPST off switch provides a "positive off" that disconnects all ungrounded conductors. Controls are accessed through grille with slotted screwdriver.

Fan Delay Switch: The fan continues to operate after the thermostat shuts off in order to remove the residual heat remaining in the elements.

Unit Bearing Motor: Permanently cast iron lubricated motor with enclosed rotor provides long-lasting, trouble-free operation and a 20cc oil reservoir. Thermally protected. 1300 RPM.

Indicator Light: Illuminates when the thermal cutout trips and turns off when the limit resets.

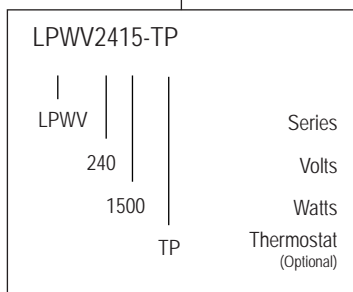
Auto-Reset Thermal Cutout: Heater shuts off when an overheat condition exists and automatically resets when the normal operating temperature returns.

Wallbox: 20 gauge electrogalvanized steel with 18 gauge reinforcements. Factory installed groundwire. Minimum clearance to floors and sidewalls. Zero clearance to combustibles.

Optional Circuit Breaker / Disconnect

SELECTION:

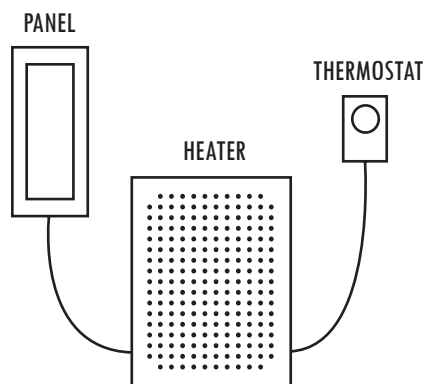
WATTAGE	120V		208V		240V		277V		WT. (lbs.)
	MODEL	UPC #093319 PART #	MODEL	UPC #093319 PART #	MODEL	UPC #093319 PART #	MODEL	UPC #093319 PART #	
1250 • 1500	LPWV1215	18286							
500 • 750 • 1000 • 1500			LPWV2015	18287	LPWV2415	18288	LPWV2715	18289	24
FACTORY INSTALLED OPTIONS									
ADD SUFFIX:	DESCRIPTION								
BRONZE	Grille - Dark Bronze								24
WHITE	Grille - White								24
-CT24	Transformer that converts 208, 240 and 277 Volts to 24 Volt Control Circuit (add power contactor (-C) for 3kW - 5kW 1-Phase models)								24.5
-CX	Contactor for 3kW - 5kW 1-Phase Models (Line Voltage Coil)								24.5
-TP	Factory Installed Tamperproof Thermostat								24
-CB	Circuit Breaker / Disconnect								

MODEL CODE:


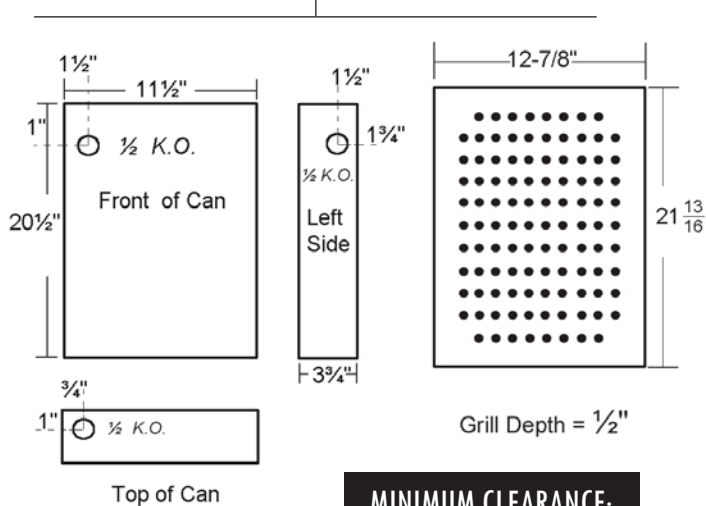
Standard Color: Anodized Aluminum

ACCESSORIES:

MODEL	DESCRIPTION	UPC #093319 PART #	WT. (lbs.)
UWICV	Recess Wall Can		6.5

**LPW & LPWA
INSTALLATION WIRING DIAGRAM
FOR REMOTE THERMOSTAT**


Power must be routed to heater first, then to remote thermostat. This is due to the fan delay circuit needed to cool the elements on shutdown.

DIMENSIONS:

MINIMUM CLEARANCE:

Zero clearance to insulation
10" above floor
6" from adjacent wall



Tamperproof allen head socket with center pin