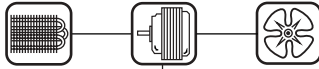


# ARCHITECTURAL HEATER

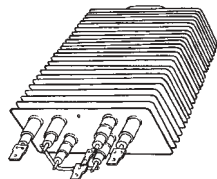


PIC-A-WATT FAMILY



## FEATURES:

- Pic-A-Watt® Element
- Cast Iron Motor
- Aluminum Fan, 5-Blades
- Multiple Wattage
- TP Selector Switch (Heat, Off, Fan Only)
- Aluminum Bar Grill
- Safety light illuminates when the thermal cutout trips and turns off when the limit resets.
- Safety limit turns off power to the element if it overheats and automatically resets.
- 20 Gauge Electro-Galvanized Steel Recess
- Can with ground wire. Approved for direct contact with building insulation.
- Optional 1-Pole tamperproof unit mount thermostat, 40°-90°F (TP) operating range.
- Optional Surface Wall Box
- Optional Colors - Bronze and White



**Pic-A-Watt**  
SHEATHED TUBE HEATER



Entry ways, corridors and all public areas are best heated with the LPWA Series. The heavy grill and frame can take heavy traffic and abuse.

Tamper resistance screws prevent unwanted disassembly of the grill and the controls are recessed out of reach of fiddling fingers. High wattage and air flow capacities replenish entry ways and hallways to prevent drafts from entering the building's core.



Perfectly suited for entryways.

## ENGINEERING SPECIFICATIONS:

Contractor shall supply and install, LPWA-series wall surface mounted forced-air electric heaters, manufactured by King Electrical Mfg. Company, of the wattage and voltage as indicated on the plans.

**Grill:** Heavy 10 gauge extruded aluminum grill provides high impact resistance to damage. Grill is attached with tamper proof screws (Hex Socket, Pinned). All controls are easily accessed through grill with solted screw driver. Standard color is Anodized Aluminum. Optional Dark Bronze or White available.

**Elements:** Elements assemblies shall be non-glowing design. Element assemblies shall consisting of three steel sheathed heating tubes in a furnace brazed, plate finned, block design. Each sheathed tube shall contain coiled Ni-Chrome wire, embedded in an insulator of magnesium oxide. The element assembly shall provide a minimum of seven (7) possible wattage configurations available for selection during field installation. The use of external resistors, diodes, or other weak links to obtain multiple wattages will not be acceptable.

**Built-in Thermostat:** Single pole factory installed hydraulic capil-

lary tube with precision control. Operating range 40°F to 90°F. Thermostat is tamperproof to prevent unauthorized adjustment.

**Fan / Heat / Off Switch:** Tamper proof 3 position switch provides heating and summer fan only operation. The DPST off switch provides a "positive off" that disconnects all ungrounded conductors. Controls are easily accessed through grill with slotted screw driver. Not available on ceiling models.

**Fan Delay Switch:** The fan continues to operate after the thermostat shuts off in order to remove the residual heat left in the elements.

**Unit Bearing Motor:** Permanently cast iron lubricated motor with enclosed rotor provides long lasting trouble free operation and a 20 cc oil reservoir. Thermally protected, 1300 RPM.

**Indicator Light:** Illuminates when the thermal cutout trips and turns off when the limit resets.

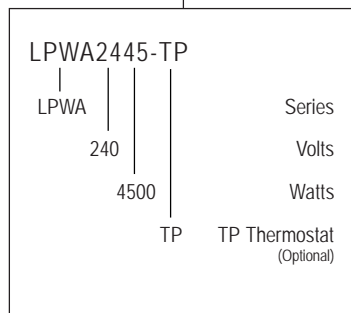
**Auto-Reset Thermal Cutout:** Heater shuts off when an over-heating condition exists and automatically resets when the normal operating temperature returns.

**Wall Box:** 20 gauge electro-galvanized steel. Factory installed ground wire. Minimum Clearance to Floors and Sidewalls. Zero clearance to combustibles.

### SELECTION:

WATTAGE	120V		208V		240V		277V		WEIGHT (lbs)
	MODEL	UPC #093319 PART NO.	MODEL	UPC #093319 PART NO.	MODEL	UPC #093319 PART NO.	MODEL	UPC #093319 PART NO.	
1250-1500-1750 2000-2250-2750	LPWA1227	18250							24
2250-2750-3000 3250-3500-3750 4000-4500			LPWA2045	18251	LPWA2445	18193			
2000-3000-4000							LPWA2740	18252	
OPTIONS									
ADD SUFFIX:	DESCRIPTION								
-BRONZE	Dark Bronze Grill Color								24
-WHITE	White Grill Color								24
-CT24	For Contactor/24V Transformer for use w/ LV Thermostat								24.5
-CX	For Contactor w/ Coil Voltage same as heater								24.5
-S	For Heater shipped w/ Surface Can								25
-TP	For Built-In Tamper Proof Thermostat								24

### MODEL CODE:

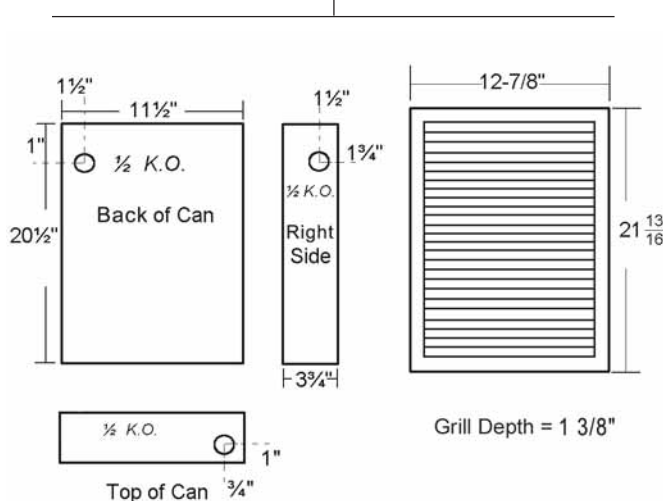


Standard Color: Anodized Aluminum

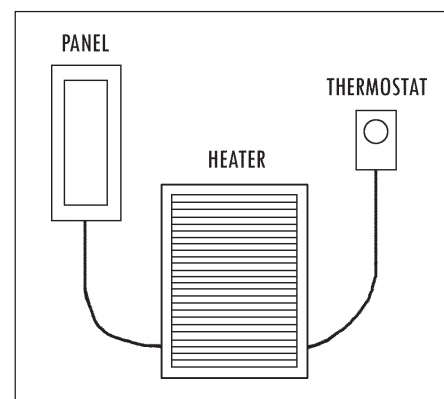
### ACCESSORIES:

MODEL	DESCRIPTION	UPC #093319 PART NO.	WEIGHT
UWIC	Recessed Wall Can	12590	6.5
LPWASA	Surface Wall Can	18197	7.5
LPWAG	LPWA Series Grill - Anodized Aluminum	18158	7.0
LPWA-TP	Replacement Tamperproof STAT	18140	2.0

### DIMENSIONS



### LPW & LPWA INSTALLATION WIRING DIAGRAM FOR REMOTE THERMOSTAT



Power must be routed to heater first, then to remote thermostat. This is due to the fan delay circuit needed to cool the elements on shut down.