

PREMIUM • HYDRONIC

HW120 TWO CIRCUIT ELECTRONIC LINE VOLTAGE

New Product! Special Purpose



Backlight Display
ON/OFF illumination switch,
System OFF switch

MODEL	UPC #093319 PART #	TYPE	PACK-AGING	WIRE LEADS	VOLTS	AMPS	TEMP. RANGE
HW120	19048	Electronic Line Voltage	Box (50 pieces)	4 Wire	120	12.5	40°F - 95°F

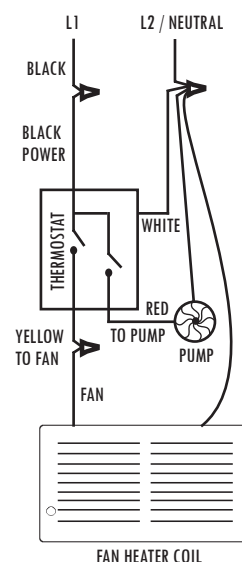
The HW (hot water) Series was intended for use as a 2 circuit thermostat controlling a circuit pump and fan on a hydronic coil heating system, though it could be used when needing a 2 circuit control with 1 minute delay on the second circuit.

This control solves the historic problem of using a standard 22 Amp bi-metal heating thermostat on a hydronic

system which require high Amp loads to be accurate. Without a load they will not shut off properly, continuing to circulate hot water when not needed.

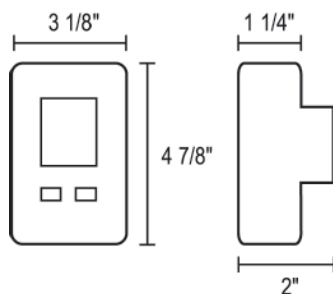
This control positively controls both circuits creating energy savings and superior comfort control, while providing excellent hydronic control.

WIRING DIAGRAM



SPECIFICATIONS

Temperature Range:
40°F to 95°F (4°C to 35°C)
Temperature Default: Your saved setting
Display Format: LCD
Illumination: Green LED
Sample Rate: Every 60 seconds
Room Temp. Display:
Large LCD
Delay: 3 minutes on or off
Accuracy: NEMA TEST
1.2°F @ 10 Amps,
.9°F @ 4.2 Amps
Power Source:
120VAC (HW120),
50 - 60Hz
Dimensions:




FEATURES

- Save up to 15% on heating costs.
- Even temperature settings.
- Electronic temperature sensing is the most accurate technology.
- 3 minute cycle rate reduces temperature swings and increases comfort at all control settings.
- Contemporary design.
- Complies with all codes requiring anticipated or electronic thermostats.
- Single pole design with third wire to power display.
- LCD display with temperature.
- White color with gray print.
- Shallow design allows more wiring room inside full electrical boxes.
- Push button temperature settings.
- Pre-programmed.
- Red LED Heater ON Indicator.
- Backlight display.
- 2 circuits.
- 1 minute delay on 2nd circuit.
- 12.5 Amps per circuit.
- 16 Amp relay (before derating).
- Four wire installation.
- Snap action relay built-in.
- Wire leads #16 AWG.
- 3/4" depth into wire box.
- 40°F to 95°F (4°C to 35°C) set point range.
- Single button operation.
- Electronically anticipated.
- Thermistor sensor.
- Contemporary styling.
- Digital thermometer/set point.
- Large LCD display.
- Meets energy requirements.
- 1.2 degrees average.
- 3 min. delay between cycles.
- 1 min. delay between circuits.
- For use on all types of electric heaters, fan-forced, baseboard, radiant, etc.
- On/Off switch for backlight.
- On/Off switch for system.
- Battery backup.

TECHNICAL

INSTALLATION

This line voltage device should be installed and serviced by a qualified electrician. The thermostat has been designed to mount to a standard 2" X 4" electrical outlet box. Leveling of the thermostat is not required. Mounting screws are provided. Mount the thermostat about five feet above the floor in an area with good air circulation. Avoid mounting the thermostat where it will be affected by drafts, air from ducts, and radiant heat sources such as appliances, the sun or plumbing pipes in the wall.



bottom view of switches