

# Multi-Watt Horizontal/Vertical Heater KTW Series



### Model Code:

KTW 12 15 -HLS -RG -B -T  
A B C D E F G

- A: Series
- B: 12 - 120V 24 - 240V
- C: Watts (250 to 1500)
- D: High/Low Switch
- E: Grill Style
- F: Color (black)
- G: Thermostat (optional)



- Triple Coil Nichrome Element
- C-Frame Motor
- Squirrel Cage Blower
- Patented Smart Limit Protection®
- 20 Gauge Powder Coated Grill
- 7 Wattages in one heater
- Standard Color: Black, (optional almond, white or stainless)
- Low Profile
- 120 or 240 volts
- 2-year limited warranty



## Horizontal / Vertical Heater

**King introduces another first.** The only convertible cabinet heater that can be installed either vertically or horizontally on the market. This narrow profile heater is only 3-5/8" tall and specifically designed to fit into kitchen or bathroom cabinets, providing warm comfortable air for a cold bathrooms or kitchens saving valuable floor and wall space. For application other than kickspace, use the KTW-TG Grill.

**Order A'la Carte** \*\*To build your own "Complete" select HRC model of proper voltage and KTW-RG grill model of proper color.

**STEP 1:** Order Heatbox Interior and Recessed Wall Can

ADD SUFFIX	UPC	DESCRIPTION	SHIP WEIGHT lbs
KTW1215-HLS-HRC	14005	KTW HTR 120V 1500W W/Hi-LOW SW Heatbox Interior & Recessed Can Only	10.0
KTW2415-HLS-HRC	14006	KTW HTR 240/208V 1500/1125 W/Hi-LOW SW Heatbox Interior & Recessed Can Only	10.0

**STEP 2:** Order Grill

MODEL	UPC	DESCRIPTION	SHIP WEIGHT lbs
KTW-RG-B	20578	Grill, Recessed - Black	1.0
KTW-RG-A	20577	Grill, Recessed - Almond	1.0
KTW-RG-SS	20579	Grill, Recessed - Stainless Steel	1.0
KTW-RG-W	20580	Grill, Recessed - White	1.0
KTW-TG-A	20581	Grill, SurfaceTrim - Almond	1.0
KTW-TG-B	20582	Grill, SurfaceTrim - Black	1.0
KTW-TG-SS	20583	Grill, SurfaceTrim - Stainless Steel	1.0
KTW-TG-W	20584	Grill, SurfaceTrim - White	1.0

**NOTE:** This is the quickest option when the factory installed heaters options are not in stock.

### Accessories

MODEL	UPC	DESCRIPTION	SHIP WEIGHT lbs
TKIT-1BW	20654	Built-in Single Pole Single Throw Thermostat Kit, Bright White	0.5
TKIT-2BW	20655	Built-in Double Pole Single Throw Thermostat Kit, Bright White	0.5
TKIT-1A	11058	Built-in Single Pole Single Throw Thermostat Kit, Almond	0.5
TKIT-2A	11059	Built-in Double Pole Single Throw Thermostat Kit, Almond	0.5
TKIT-1BL	17346	Wall Heater Accessory SP Thermostat Kit Black	0.5
TKIT-2BL	17347	Wall Heater Accessory DP Thermostat Kit Black	0.5
DS15	13824	Disconnect Switch, Field Installed Kit (10A/ 240V / 15A/120V)	0.5

## Engineering Specifications

Contractor shall supply and install, KTW Series limited space forced-air electric heaters, manufactured by King Electrical Mfg. Company.

Heaters shall be of the wattage and Voltage as indicated on the plans.

**Ratings:** Heaters shall be available in wattages of 250 to 1,500 at 120 volts or dual rated from 208 volts to 240 volts.

**Blower and Motor:** A tangential cylindrical blower, delivering 70

CFM, shall be driven by a shaded pole, permanently lubricated, C-frame type motor with impedance protection and sealed bearings. Motors shall be the same voltage as the heater.

# Multi-Watt Horizontal/Vertical Heater KTW Series

**Elements:** Element assemblies shall have a 3-wattage element construction of coiled nickel chromium, alloy corrosion resistant wire strung with a minimum of two rows of muscovite insulator.

Element assemblies shall have factory provided connection to allow field modification of wattage at time of installation.

**Thermal Overload:** Heaters shall be equipped with King's patented thermal overload Smart Limit Protection®, which disconnects elements and motor in the event normal operating temperatures are exceeded. If thermal overload trips due to abnormal operating temperatures, thermal overload shall remain open until manually reset by turning the heater off for fifteen minutes. Automatic reset of thermal overloads, which allow the element to continue to cycle under abnormal conditions, will not be accepted.


**Hi/Lo selector switch:** Wattage can be adjusted from 250-1250 watts in the low position and 750-1500 watts in the hi position (HLS Optional).

**Wall Can:** The wall can shall be 20-gauge steel and shall contain two 1/2" knockouts for power leads. The wall can shall be supplied with a factory installed grounding wire.

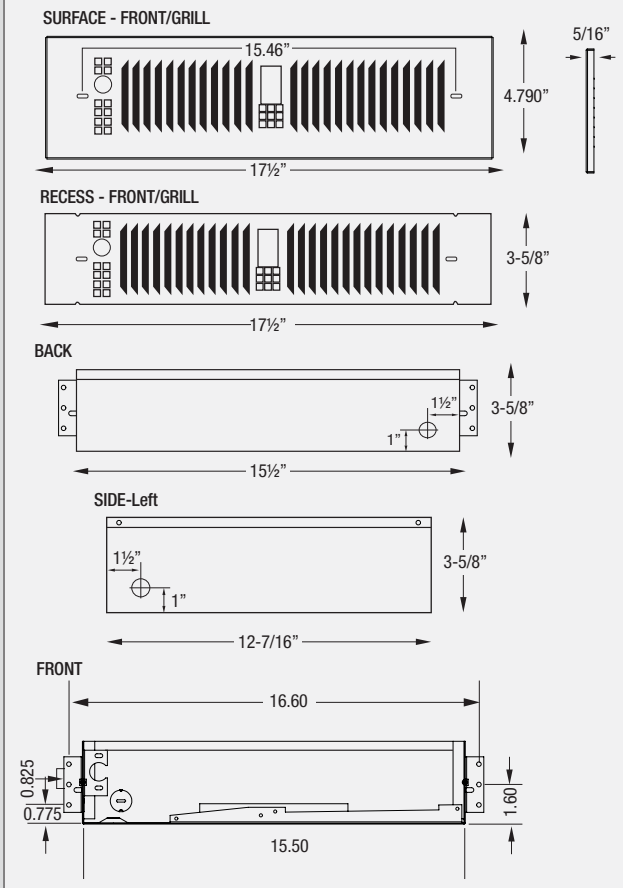
**Grill:** The grill shall be louvered, one piece design. The grill shall be epoxy powder coated in the color specified on the plans or stainless steel.

**Approval:** cULus (E41422)

## Internal View of the KTW



## Dimensional Data - KTW



## Location for Heater: KTW

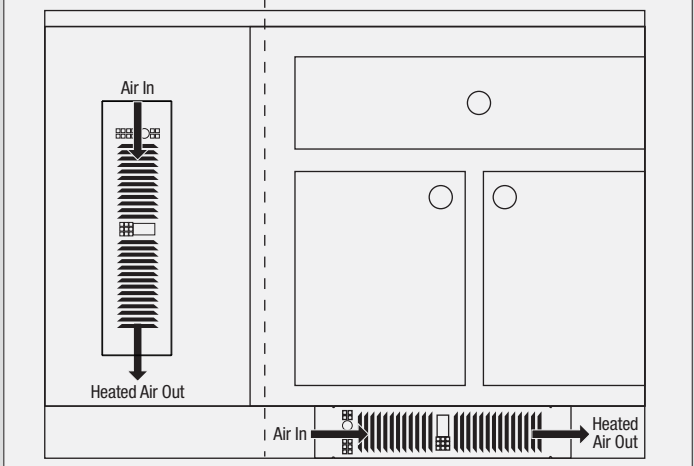
This heater has been designed to allow it to be recessed at floor level in the toe space of cabinets or under counters or at the base of walls.

## Minimum Clearance In Wall, Vertical Installation

When placed in a wall or a filler section of a cabinet.

Front	Top	Bottom	Sides
36"	0"	2"	0"
91cm	0cm	5cm	0cm

## Mounting Options



## Minimum Clearance In Toe Space Installation

When placed in a wall or a filler section of a cabinet.

Front	Top	Bottom	Sides
36"	0"	0"	6"
91cm	0cm	0cm	15.24cm